

SINGLE NEEDLE DROP FEED POSTBED SEWING MACHINE



Features :

Excellent sewing effects and first class quality thank to vertical rotating hook and link take-up lever
 Back tacking only with gentle press on the back tacking bar convenient operation
 Changed the roller presser foot accessories into the flat presser foot accessories could stitch the cap and wig
 Easy guiding of work when sewing on closed shoe uppers e.g, children's because the post is arranged to the right of the needle
 Easy adjustable stitch length variation
 Suitable for sports, lady shoes, jackboots, bags, caps, wigs.....etc.

Symbols :



Specifications :

Max. sewing speed	3000 rpm
Needle bar stroke	36 mm
Max. stitch length	05 mm
Lift of pressure foot	06 / 11 mm
Oil lubrication	Manual
Power	250 w / 220 v / 1 p
Needle system	DP x 5

DOUBLE NEEDLE DROP FEED POSTBED SEWING MACHINE**Features :**

Excellent sewing effects and first class quality thank to vertical rotating hook and link take-up lever

Back tacking only with gentle press on the back tacking bar convenient operation

Changed the roller presser foot accessories into the flat presser foot accessories could stitch the cap and wig


Easy guiding of work when sewing on closed shoe uppers e.g, children's because the post is arranged to the right of the needle

Easy adjustable stitch length variation

Standard needle gauge 3/32 inch (1/16" optional)

It's suitable for sewing all kinds of handbags and shoes such as gym shoes, women's shoes, children's shoes


riding boots and so on.

Symbols :**Specifications :**

Max. sewing speed	3000 rpm
Needle bar stroke	36 mm
Max. stitch length	05 mm
Lift of pressure foot	06 / 11 mm
Needle Gauge	3/32" Standard
Power	250 w / 220 v / 1 p
Needle system	DP x 5

SINGLE NEEDLE ROLLER FEED POST BED SEWING MACHINE**Features :**

Equipped with easy-operating safety clutch which would protect rotating hook from damage
 Due to special unison feed ,no wrinkle in light material and fine stitch in heavy material
 Accurate and uniform setting of stitches and infinite stitch length variations
 Applied full-revolution vertical rotary hook with positive bobbin case opener
 Maintenance free-ball ,needle bearings and link take up lever
 Easy guiding of work when sewing on closed shoe uppers children's because the post is arranged to the right of the needle
 For sewing functional and ornamental seams preferably on concave portions of shoe upper, leather products..etc.

Symbols :**Specifications :**

Max. sewing speed	2500 rpm
Needle bar stroke	38 mm
Max. stitch length	07 mm
Max. sewing thickness	07 mm
Lift of pressure foot	15 mm
Power	400 w / 220 v / 1 p
Needle system	DP x 5

DOUBLE NEEDLE ROLLER FEED POST BED SEWING MACHINE**Features :**

Equipped with easy-operating safety clutch which would protect the rotating from damage

Standard needle gauge: 1.6mm, 2.0mm or 2.4mm

Sewing to the combination of wheel feed and driver roller presser, no wrinkle in light material and fine stitch in heavy material

Accurate and uniform setting of stitches and infinite stitch length variation

Applied full-revolution vertical rotary hook with positive bobbin case opener

Maintenance -free ball ,needle bearing and link take-up lever

For sewing functional and ornamental seams preferably on concave portions of shoe uppers leather products etc....

Symbols :**Specifications :**

Max. sewing speed	2500 rpm
Needle bar stroke	41 mm
Max. stitch length	04 mm
Standard needle gauge	1.6./2.0/2.4 mm
Lift of pressure foot	15 mm
Power	400 w/220 v/1 p
Needle system	DP x 5

SF-8859-1 UBT series

SINGLE NEEDLE DIRECT DRIVE AUTO THREAD TRIMMING AUTO BACK TACKING
 AUTO PRESSURE LIFTING ROLLER FEED POSTBED MACHINE



Features :

SF-8859-1 UBT machine equipped with easy - operating safety clutch which would protect rotating hook from damage

The machine works with direct drive servo motor, which enables a bigger power

The automatic thread trimmer device and durable solenoid brings convenient thread trimming

The auto back-tacking button and auto presser lifting system increase the sewing efficiency enormously

Easy guiding of work when sewing on closed shoe uppers, children's because the post is arranged to the right of the needle

Applied full - revolution vertical rotary hook with positive bobbin case opener for sewing functional and ornamental seams preferably on concave portions of shoe upper leather products..etc.....

Symbols :



Specifications :

Max. sewing speed	3000 rpm
Needle bar stroke	41 mm
Max. stitch length	07 mm
Max. sewing thickness	07 mm
Lift of pressure foot	12 mm
Power	550 w / 220 v / 1 p
Needle system	DP x 5

DOUBLE NEEDLE DIRECT DRIVE AUTO THREAD TRIMMING AUTO BACK TACKING
AUTO PRESSURE LIFTING ROLLER FEED POSTBED MACHINE



Features :

SF-8859-2 UBT machine equipped with easy - operating safety clutch which would protect rotating hook from damage

The machine works with direct drive servo motor, which enables a bigger power

New LED lamp design with both white & UV Florescent lamp, each lamp is adjustable for 3 - classes from light medium to bright

The automatic thread trimmer device and durable solenoid brings convenient thread trimming

The auto back-tacking button and auto presser lifting system increase the sewing efficiency enormously

Easy guiding of work when sewing on closed shoe uppers children's because the post is arranged to the right of the needle

Applied full - revolution vertical rotary hook with positive bobbin case opener for sewing functional and ornamental seams preferably on concave portions of shoe upper, leather products..etc.....

Symbols :



Specifications :

Max. sewing speed	3000 rpm
Needle bar stroke	41 mm
Max. stitch length	10-12 mm
Needle guage set	1/16, 3/32, 1/4
Lift of pressure foot	12 mm
Power	550 w / 220 v / 1 p
Needle system	DP x 5

SINGLE NEEDLE UNISON FEED HIGH POSTBED SEWING MACHINE



Features :


SF-8365 Unison feed machine could obtained smooth sewing quality on either thin or thick materials
 Back tacking only with gentle press on the back tacking bar, convenient operation
 With special designed needle plate, suitable for stitching the small - curved portions, such as the bottoms gores and corners of the bags...etc
 The stitch length could be easily adjusted with the stitch dial
 Suitable for stitching the large and three dimensional articles, such as bags, suitcase, long boot, etc.....

Symbols :



Specifications :

Max. sewing speed	1800 rpm
Needle bar stroke	36 mm
Max. stitch length	08 mm
Lift of pressure foot	08 / 16 mm
Working area	445 x 215 mm
Power	250 w / 220 v / 1 p
Needle system	DP x 17

DOUBLE NEEDLE COMPOUND FEED POST BED SEWING MACHINE**Features :**

The SILVERFOX "SF-82440-2H" sews light to medium weight materials such as leather, vinyl, synthetics, canvas and various coated and laminated products
 Common applications include the production of upholstery, shoes, boots, wallets, belts, purses as well as various other materials
 Compound walking foot feeding mechanism
 Double needle - can also be used as a single needle machine
 High presser foot clearance - plenty of space to fit bulky and multi-layered materials beneath the presser foot
 Large extra - capacity bobbin
 Reverse feed lever
 Adjustable stitch length
 Easy drop-in bobbin system

Symbols :**Specifications :**

Max. sewing speed	2000 spm
Post height	150 mm
Max. stitch length	07 mm
Lift of pressure foot	9 / 16 mm
Needle gauge	3/8 inch
Power	400 w / 220 v / 1 p
Needle system	DP x 17 #18 - #24

THREE NEEDLE CHAIN STITCH SEWING MACHINE FOR SHOE UPPER**Features :**


Three needles sewing machine sew three or four thread at the same time on the leather upper
 Apply to all kinds of leather shoes help surface and penetrate seam processing
 This machine is three row needles chain sewing machine can also be a single needle or double needle sewing
 use the needle yards evenly, three line parallel beautiful
 All parts were manufactured by HAAS CNC machines, high precision machining parts
 Using electronic speed motor speed can be flexible, stop the needle position by computer control

Symbols :**Specifications :**


Sewing speed	Step less Regulating
Max. stitch length	3 - 6 mm
Sewing thickness	2 - 6 mm
Needle spacing	2.4 / 3.15 mm
Weight	204 kg
Packing parameter	123 x 76 x 154 cm
Motor	750 w /1p or 3p

LEATHER SKIVING MACHINE**Features :**

Maximum width of plain skiving is 52 mm, the designated width could be obtained by skiving some more times. With advanced techniques and precise parts ,high precision and durability, operate easily and safely. With a waste releasing device and knife grinding clutch set easy operation. Convenience for changing parts, easy maintenance. Suitable for edge skiving and whole surface skiving of any kind of leather as well as vinyl and rubber for belts, gloves. wallets. shoes, bags....etc.

Symbols :**Specifications :**

Model number	SF-801 T
Machine speed	1000 - 12000 rpm
Max. width of skiving	52 mm
Skiving tool	By foot
Power	550 w
Voltage	220 v / 1 p
Weight	40 Kg

SHANK BOARD SKIVING MACHINE**Features :**

For sewing heavy materials

Suitable for skiving the edge of loading seam as well as thinness-chopping of PU spares and all kinds of Shank board & leather products, such as saddle and harness, strap, luggage and leather gloves etc

With precise and durable parts. Gear driven positive top and bottom roller/puller feed system

Maximum width of skiving is 52mm, repeated passes with the machine can achieve the required width

Built-in automatic knife sharpening and adjustable speed control

Equipped with knife protecting cover to prevent the operator from injury


Convenience for changing parts and easy to maintain and repair

Symbols :**Specifications :**


Model number	SF-801 H
Machine speed	1000-12000 rpm
Max. width of skiving	52 mm
Knife size	1144 x 54 mm
Knife axial displacement	30 mm
Feed wheel speed	62, 99, 132 rpm
Motor	550 w/ 220 v/ 1p

LEATHER SKIVING MACHINE WITH DUST COLLECTOR**Features :**

Maximum width of plain skiving is 52 mm, the designated width could be obtained by skiving some more times.
 With advanced techniques and precise parts ,high precision and durability, operate easily and safely.
 With a waste releasing device and knife grinding clutch set easy operation.
 Convenience for changing parts, easy maintenance.
 Suitable for edge skiving and whole surface skiving of any kind of leather as well as vinyl and rubber for belts, gloves, wallets, shoes, bags....etc.
 Work table with suction and scrap box, easy to service
 Knife position indicator
 Scrap ejector easily and quickly re-adjustable, low noise emission
 User friendly grinding dust disposal through filter cassette
 Electronically adjustable feed speed preselected by potentiometer
 Stepless electronically adjustable feed by foot pedal

Symbols :**Specifications :**

Model number	SF-801 D
Machine speed	1000 - 12000 rpm
Max. width of skiving	52 mm
Skiving tool	By foot
Power	550 w Servo
Voltage	220 v / 1 p
Weight	72 Kg

STROBEL TYPE STITCHING MACHINE**Gathering Device****Features :**

Suitable for sewing safety shoe uppers working gloves furs of medium thickness diving suits and children's shoes
 Automatic lubrication for longer service life, no oil leakage problem due to special design
 Thereby the Gathering Device helps to sew in fullness of the upper
 Better handling due to extra large clearance under front cup arm
 Designed for easy operation, this increasing output
 Easy adjustment of stitch length by push button


Symbols :**Specifications :**

Model number	SF-141-23 EV
Max. sewing speed	2800 rpm
Max. stitch length	08 mm
Motor	Servo
Needle positioning	Yes
Power	550 w / 1 p
Needle system	DP x 5

STROBEL TYPE STITCHING MACHINE

**Features :**

SF-191 machine is suitable for sewing working gloves, furs of medium thickness, diving suits and children's shoes
 Automatic lubrications for longer service life, no oil leakage problems due to special design
 Better handling due to extra large clearance under front cup arm
 Easy adjustment of stitch length by push button
 Designed for easy operation, this increasing output

Symbols :**Specifications :**

Model number	SF-191
Max. sewing speed	2800 rpm
Max. stitch length	08 mm
Motor	Servo
Needle positioning	Yes
Power	550 w / 1 p
Needle system	DP x 5

SINGLE NEEDLE FLATBED LOCK STITCH ZIG - ZAG SEWING MACHINE



Features :

It adopts the differential gear mechanism with winding device in it, it's easily and flexible to operate and it's work stable

Users can sew for the thin, medium - thick fabric of straight, curved seam, pattern seam, joint seam and other sewing methods

Equipped with needle position control device, easy to adjust by means of a knob

The width of a zig-zag adjustable by means of pulley operated bright control of embroidery and a control knob of zigzag stitch

Suitable for light and medium materials such as sport shoes, lady shoes, jocky boots, bags, jackets,..etc

Symbols :



Specifications :

Max. sewing speed	2000 spm
Needle bar stroke	34.8 mm
Max. stitch length	5.0 mm
Lift of pressure foot by hand	08 mm
Lift of pressure foot by knee	12 mm
Power	250 w / 1 p
Needle system	DP X 5

SINGLE NEEDLE LOCK STITCH AUTO - LUBRICATION ZIG - ZAG SEWING MACHINE



Features :

Machine is equipped with oil tank for auto-lubrication which gives extra smoothness and speed to the machine

Equipped with needle position control device, easy to adjust by means of a knob

The width of a zig-zag adjustable by means of pulley operated bright control of embroidery and a control knob of zigzag stitch

Suitable for light and medium materials such as sport shoes, lady shoes, jocky boots, bags, jackets,.....etc.

Symbols :



Specifications :

Max. sewing speed	2500 spm
Needle bar stroke	35 mm
Max. stitch length	5.0 mm
Lift of pressure foot	08 / 12 mm
Lubrication	Auto
Power	250 w / 1 p
Needle system	DP X 5


SINGLE NEEDLE POSTBED LARGE HOOK TOP & BOTTOM FEED LOCK STITCH ZIG-ZAG SEWING MACHINE**Features :**

SF-2150 H machines are the post-bed zigzag machine (180 mm height post) large hook, high working efficiency Back tacking only with gentle press on the back tacking bar, convenient operation.
 Easy guiding of work when sewing on closed shoe uppers, e.g, children's.
 Easy adjustable stitch length variation.
 Suitable for sewing medium to heavy duty material, such as shoes, caps, golf bags, etc.

Symbols :**Specifications :**

Max. sewing speed	1700 rpm
Post height	180 mm
Max. stitch length	4.5 mm
Max. stitch width	08 mm
Lift of pressure foot	09 / 13 mm
Power	400 w / 220 v / 1 p
Needle system	DP x 5

SINGLE NEEDLE CYLINDER BED TOP & BOTTOM FEED ZIG-ZAG STITCH BINDING MACHINE



Features :

Suitable for sewing thick material various tubular products, especially sports and leather products such as bags shoes, hats, sofa, tents, golf gloves, diving suits etc.....

Adopt double presser foot with top & bottom feed that make the stitching neat and beautiful

By adoption of large hook shorten the bottom line replacement cycle greatly improving the binding efficiency with folder

Low noise and vibration, easy to operate

Cylinder Dia: 65mm (small)


Cylinder Length : 245mm

Symbols :



Specifications :

Max. sewing speed	1700 rpm
Zigzag stitch width	10 mm
Max. stitch length	4.5 mm
Lift of pressure foot	09 / 13 mm
Power	250 w / 1 p
N.w / G.w.	45.5 kg / 51.5 kg
Needle system	DP x 17 #14-#22

SINGLE NEEDLE LARGE HOOK FLATBED LOCK STITCH UNISON FEED SEWING MACHINE**Features :**

SF-4150 T machine is equipped with walking foot needle feed and feed dog all of which act completely in unison. Consequently the upper or lower sewing material does not slip and also these machines can sew accurately and easily several sheets of heavy - weight materials piled up together. Automatic lubricating system, smooth and quiet running easy maintenance. This machine is best suited for sewing cushions, bags belts, leather products, tents, interior furnishings of automobiles etc....

Laser edge guide (Optional)

Symbols :**Specifications :**

Max. sewing speed	2000 rpm
Needle bar stroke	36 mm
Max. stitch length	09 mm
Working area	255 x 100 mm
Lift of pressure foot	09 / 16 mm
Power	400 w / 1 p
Needle system	DP X 17

SINGLE NEEDLE LARGE HOOK LONG ARM FLATBED LOCK STITCH UNISON FEED SEWING MACHINE**Features :**

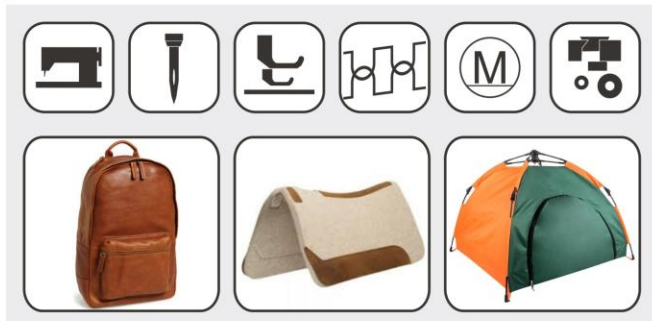
SF-4150 L-25 machine is equipped with walking foot needle feed and feed dog all of which act completely in unison

The large working space (25 inch) under the arm designed for the long sizable products the special higher working space for the long sizable and extra thickness products

Consequently the upper or lower sewing material does not slip and also these machines can sew accurately and easily several sheets of heavy-weight materials piled up together

Automatic lubricating system, smooth and quiet running easy maintenance

This machine is best suited for sewing cushions bags, belts, leather products, saddle pad, tents interior furnishings of automobiles, etc.....

Symbols :**Specifications :**

Max. sewing speed	2000 rpm
Needle bar stroke	36 mm
Max. stitch length	09 mm
Working area	650 x 100 mm
Lift of pressure foot	09 / 16 mm
Power	400 w / 1 p
Needle system	DP X 17

DOUBLE NEEDLE LARGE HOOK FLATBED LOCK STITCH UNISON FEED SEWING MACHINE**Features :**

SF-4250 T machine is equipped with walking foot, needle feed and feed dog, all of which act completely in unison. Standard needle gauge: 1/4 inch other optional. Consequently the upper or lower sewing material does not slip and also these machines can sew accurately and easily several sheets of heavy-weight materials piled up together. Automatic lubricating system, smooth and quiet running, easy maintenance. These machines are best suited for sewing rugs, cushions, bags, belts, leather products, tents, interior furnishings of automobiles, etc..... Laser edge guide (Optional)

Symbols :**Specifications :**

Max. sewing speed	2000 rpm
Needle bar stroke	36 mm
Max. stitch length	09 mm
Working area	255 x 100 mm
Lift of pressure foot	09 / 16 mm
Power	400 w / 1 p
Needle system	DP X 17

DOUBLE NEEDLE LARGE HOOK LONG ARM FLATBED LOCK STITCH UNISON FEED SEWING MACHINE



Features :

SF-4250 L-25 machine is equipped with walking foot needle feed & feed dog all of which act completely in unison
 Standard needle gauge: 1/4 inch other optional
 Automatic lubricating system, smooth and quiet running, easy maintenance
 Consequently the upper or lower sewing material does not slip and also these machines can sew accurately and easily several sheets of heavy-weight materials piled up together
 The large working space (25 inch) under the arm designed for the long sizable products the special higher working space for the long sizable and extra thickness products
 These machines are best suited for sewing leather products, cushions, bags, tents, belts, interior furnishings of automobiles, etc.....
 Laser edge guide (Optional)

Symbols :



Specifications :

Max. sewing speed	2000 rpm
Needle bar stroke	36 mm
Max. stitch length	09 mm
Sewing area	25 inch
Lift of pressure foot	09 / 16 mm
Power	400 w / 1 p
Needle system	DP X 17

DOUBLE NEEDLE LARGE HOOK FLATBED LOCK STITCH NEEDLE FEED SEWING MACHINE**Features :**

SF-2515 T machine is equipped with large hook the bobbin has a twice larger capacity than that of regular hook
Needle feed mechanism synchronously moves with lower drop feed, ensures fine and non twisted seams from slippery or difficult to feed materials

Standard needle gauge: ¼ inch

Applied with the cam type of adjusting device for the position of hook seat could micro - adjust the distance between needle and hook tip, more simple and quick gauge change

Applied the newly improved devices so increased the function & Strength & durability and simplified the maintenance

Automatic lubricating system, smooth and quiet running, easy maintenance

Suitable for long materials sewing with thick thread

Symbols :**Specifications :**


Max. sewing speed	2500 rpm
Needle bar stroke	35 mm
Max. stitch length	07 mm
Working area	255 x 100 mm
Lift of pressure foot	07 / 13 mm
Power	400 w / 1 p
Needle system	DP X 17

SINGLE NEEDLE EXTRA HEAVY DUTY FLATBED LARGE HOOK LOCK STITCH SEWING MACHINE**Features :**

SF-6-182 is one top and bottom feed, extra heavy duty, lockstitch sewing machine. Equipped with the large shuttle hook and large bobbin, long needle bar stroke, high foot lift (32mm) with inside large working space, simple inside structure with easy maintenance. Equipped with the strong & durable mechanism suitable for stitching the bulky articles & extra heavy weight materials. Select a hand wheel or a hinged presser feed to sewing the stuff. The position of needle is adjustable about 12 mm. Suitable for sewing heavy duty & heavy duty materials with the thick thread such as leather belts, tents, canvas tent, slings, seating, jute bags, plastic bags, Sofa etc. Pneumatic presser foot lift device (optional). Laser edge guide (optional). Speed control device (optional).

Symbols :**Specifications :**

Max. sewing speed	700 rpm
Needle bar stroke	70 mm
Max. stitch length	12 mm
Working area	420 x 230 mm
Lift of pressure foot	13 / 32 mm
Power	550 w / 1 P
Needle system	DY x 3

DOUBLE NEEDLE LARGE HOOK FLATBED CORDING STITCH SEWING MACHINE**Features :**

SF-1810 T machine is equipped with a horizontal large rotating hook and bobbin for thick thread
 According to the real demand of sewn products
 It operates easily and quickly
 It could apply roller foot of presser foot for sewing
 It could apply normal cord insert Cording stitch
 Because of the excellent match of the internal gear and chain it would not be damaged even running long time
 It is ideal for extra heavy work, such as sewing thick leather, harness, automobile top, water - proof cloth, traveling bag, suit case, thick cloth or bulky material.
 Ornamental sewing (cording stitch) for shoes, bags, leather goods, etc.

Symbols :**Specifications :**

Max. sewing speed	800 rpm
Needle bar stroke	50 mm
Max. stitch length	08 mm
Needle gauge	7.5 / 6.35 / 5.5 mm
Lift of pressure foot	10 mm
Power	400 w / 1 p
Needle system	DD X 1

SINGLE NEEDLE FLATBED LOCK STITCH UNISON FEED HEAVY DUTY SEWING MACHINE**Features :**

Unison feed with needle, presser foot and feed dog can sew accurately and easily several sheets of heavy weight materials
 Adopt semi - rotary large shuttle and bobbin could reduce the frequency of changing the bobbin thread and increase the sewing efficiency
 The lift of presser foot is up to 25 mm suitable for stitching the extra heavy materials
 Sewing area can be 420 mm, suitable for large products sewing
 Thread coiling of shuttle bobbin above the machine, convenient operation
 Suitable for stitching all the extra heavy - weight materials like bags, sofa, slings, golf bags shoes, tents, belts, safety belts, sport articles etc...
 Pneumatic pressure foot lift device (optional)
 Laser edge guide (optional)
 Speed control device (optional)

Symbols :**Specifications :**

Max. sewing speed	800 rpm
Needle bar stroke	56 mm
Max. stitch length	10 mm
Working area	420 x 180 mm
Lift of pressure foot	13 / 25 mm
Power	550 w / 1 p
Needle system	DY x 3

SINGLE NEEDLE LOCK STITCH UNISON FEED HEAVY DUTY LONG ARM FLATBED SEWING MACHINE**Features :**

Unison feed with needle, presser foot and feed dog can sew accurately and easily several sheets of heavy weight materials
 Adopt semi - rotary large shuttle and bobbin could reduce the frequency of changing the bobbin thread and increase the sewing efficiency
 The lift of presser foot is up to 25 mm suitable for stitching the extra heavy materials
 Sewing area can be 635 mm, suitable for large products sewing
 Thread coiling of shuttle bobbin above the machine, convenient operation
 Suitable for stitching all the extra heavy - weight materials like bags, sofa, slings, golf bags shoes, tents, belts, safety belts, sport articles etc...
 Pneumatic pressure foot lift device (optional)
 Laser edge guide (optional)
 Speed control device (optional)

Symbols :**Specifications :**

Max. sewing speed	800 rpm
Needle bar stroke	56 mm
Max. stitch length	10 mm
Working area	635 x 180 mm
Lift of pressure foot	13 / 25 mm
Power	550 w / 1 p
Needle system	DY x 3


**SINGLE NEEDLE LOCK STITCH UNISON FEED EXTRA HEAVY DUTY EXTRA LONG ARM
FLATBED SEWING MACHINE****Features :**

Unison feed with needle, presser foot and feed dog can sew accurately and easily several sheets of heavy weight materials
 Adopt semi - rotary large shuttle and bobbin could reduce the frequency of changing the bobbin thread and increase the sewing efficiency
 The lift of presser foot is up to 25 mm suitable for stitching the extra heavy materials
 Sewing area can be 960 mm, suitable for large products sewing
 Thread coiling of shuttle bobbin above the machine, convenient operation
 Suitable for stitching all the extra heavy - weight materials like bags, sofa, slings, golf bags shoes, tents, belts, safety belts, sport articles etc...
 Pneumatic pressure foot lift device (optional)
 Laser edge guide (optional)
 Speed control device (optional)

Symbols :**Specifications :**

Max. sewing speed	800 rpm
Needle bar stroke	56 mm
Max. stitch length	10 mm
Working area	960 x 180 mm
Lift of pressure foot	13 / 25 mm
Power	550 w / 1 p
Needle system	DY x 3

SINGLE NEEDLE EXTRA HEAVY DUTY FLATBED TOP & BOTTOM FEED LOCK STITCH SEWING MACHINE

**Features :**

Large working area can sew large articles suitable for sewing thick and multilayer material the high 33 mm (1.5 inches) presser foot lift enables easy material handling for extra heavy materials feeding synchronously with feed dog and presser foot

The reverse stitch and stitch length adjustment are easily accessible on the same lever this allows for quick and easy adjustments with visual and physical feed back

Large special shuttle hook decrease the frequency of changing bobbin thread

Suitable for sewing such products as cargo handling belts, containers, saddles, covers, sails, tents, camping trailer covers, awnings, hand bags, crane slings and truck tarp tie downs


Pneumatic presser foot lift device (optional)

Laser edge guide (optional)

Speed control device (optional)

Symbols :**Specifications :**

Max. sewing speed	700 rpm
Needle bar stroke	66 mm
Max. stitch length	15 mm
Working area	413 x 218 mm
Lift of pressure foot	29 / 33 mm
Shuttle Hook	Large Shuttle
Needle system	SM x 1000 28#

SINGLE NEEDLE SUPER LONG ARM FLATBED EXTRA HEAVY DUTY TOP & BOTTOM FEED LOCK STITCH SEWING MACHINE**Features :**



Ideal for making heavy duty webbing reinforcement in the middle of tents, tarpaulins, boat sails, parachutes construction barriers, sheets, canopies, outdoor awnings, field covers. As well as manufacturing of safety and Logging belts, cargo slings, buffing wheels, polishing wheels, space suits, wide webbing slings, sleeping bags military Products, hot air balloon, umbrella, upholstered panels wall, upholstered headboards

This model is one of the most heavy duty industrial sewing machines in production today. The sewing machine head has a larger long arm internal working area of 762 mm, to the right of needle & higher under arm clearance. The special extra large shuttle hook and bobbin capacity offers high efficiency in sewing products using extra thick thread and has a thread rating up - to size #0-#00. The presser foot has an ultra high lift of up to 33 mm allowing for a large range of extra heavy weight material or bulky items to be used.

A stitch length of up-to 15mm is possible (which in sewing machine terms, is big and the machine has a reverse stitch lever as standard. The walking foot action is driven and combines with the powerful bottom feed to produce a positive feeding motion for extra heavy use. The innovated shuttle hook supplied with inside shaft that guarantee uniform thread tension and allow you to use prewound bobbins.

Symbols :**Specifications :**

Max. sewing speed	700 rpm
Needle bar stroke	56.7 mm
Max. stitch length	15 mm
Lift of pressure foot	29 / 33 mm
Working area	762(L)x250(H) mm
Bed size	270(W)x1000(L) mm
Needle system	SM x 1000 28#

SINGLE & DOUBLE NEEDLE FLATBED TOP & BOTTOM FEED ORNAMENTAL STITCH MACHINE**Features :**

SF-666 OSM machine is one computer controlled ornamental stitches machines 1 & 2 needle controlled by the rotary needle bar, top & bottom feed
 Large shuttle hook with large bobbin capacity small and simple panel with the easy reading 200 different patterns available (100 patterns single needle and 100 patterns double needle) the pattern edit software provided extra patterns function, controlled by stepping motors
 Suitable for sewing heavy & extra heavy duty materials with the thick thread, such as sofa shoes, car upholstery, bags etc....
 Pneumatic presser foot lift device (optional)
 Laser edge guide (optional)

Symbols :**Specifications :**


Max. Sewing speed	550 rpm
Max. Stitch length	12 mm
Working area	310 x 185 mm
Lift of pressure foot	15 mm
Number of patterns	200 patterns
Power	550 W / 1 P
Needle system	DY x 3

SINGLE & DOUBLE NEEDLE POST BED TOP & BOTTOM FEED ORNAMENTAL STITCH MACHINE**Features :**

SF-204 H-2A machine is one computer controlled ornamental stitches machines 1 & 2 needle controlled by the rotary needle bar (Needle gauge 7.94 -18 mm) top & bottom feed post bed Large shuttle hook with large bobbin capacity small and simple panel with the easy reading 200 different patterns available (100 patterns single needle and 100 patterns double needle) the pattern edit software provided extra patterns function, controlled by stepping motors Suitable for sewing heavy & extra heavy duty materials with the thick thread, such as sofa shoes, car upholstery, bags etc....



Pneumatic presser foot lift device (optional)

Laser edge guide (optional)

Symbols :**Specifications :**

Max. Sewing speed	550 rpm
Max. Stitch length	12 mm
Working area	320 x 340 mm
Lift of pressure foot	22 mm
Number of patterns	200 patterns
Power	550 W / 1 P
Needle system	DY x 3

THE TRANSFORMABLE CURVED HIGH - POSTBED SEWING MACHINE (SINGLE NEEDLE, UNISON FEED 360 DEGREES OF HORIZONTAL ROTATING)



Features :

Special designed rotating curved postbed. The arc bed is joined with the postbed based on the center of axis it could replenish the sewing missing and improve the operating and assembly of the rotating curved postbed special designed feed rock shaft. It is easy to assemble or replace the parts in the postbed and no need to lie down the machine, easy to make micro-adjustment of the up & down transmission while sewing, improved the sewing & repairing efficiency. Applied with the 360 degrees of horizontal rotating of curved high-posbed device (postbed height: 300 mm)


Applicable for bag, sports shoes, casual shoes side seam locking type sideline processing. With ox-horn gear drive, ox-horn right and left shuttle, straight arm type turning. All parts were made by cnc machine all parts are in perfect quality, use electronic servo motor to control the speed, it is easy to change the speed, and break controlled by computer and stop the needle exactly with needle positioner. This machine thread hook use gear to drive durable and wear proof. Suitable for stitching the large & three - dimensional articles, such as boots, bags, suitcases,etc.. (such as bottoms & gores & corners of the bags,etc..)

Symbols :



Specifications :

Max. sewing speed	1000 rpm
Working space	38 cm
Max. stitch length	06 mm
Post height	300 mm
Lift of pressure foot	12 mm
Power	550 w / 1 p
Needle system	DP x 17 #19-23

SINGLE NEEDLE CYLINDER BED LOCK STITCH BINDING MACHINE**Features :**

SF-335 machine is suitable for sewing light and medium materials as well as general leather goods of a wide range such as handbags, leather shoes and sports shoes etc....

Diameter of cylinder bed is 46 mm which enables easy and unhindered movement of bulky or tubular work piece. With unison feed owns good feeling characteristics, even on materials with rough, slippery or tacky surfaces accurate and uniform stitch.

Positive feed mechanism smooth and quiet running. Uniform and beautiful stitches could be obtained & could increase the sewing efficiency.


Practically noiseless running because bevel gears are enclosed in grease-packed case.

Clearly arranged thread guides.

The stitch length adjusting dial can be turned with ease and with light touch to the lever stitching can be reversed.

Symbols :**Specifications :**

Model number	SF-335
Max. sewing speed	2500 rpm
Needle bar stroke	34 mm
Max. stitch length	5.5 mm
Lift of pressure foot	10 mm
Power	400 w / 1 p
Needle system	DP x 17

SINGLE NEEDLE CYLINDER BED LARGE HOOK LOCK STITCH BINDING MACHINE**Features :**

This machine is suitable for sewing medium and heavy materials as well as general leather goods of a wide range such as handbags, leather shoes and sports shoes, rugs & saddle pads, belts etc....

Diameter of cylinder bed is 48 mm which enables easy and unhindered movement of bulky or tubular work piece

With unison feed owns good feeling characteristics, even on materials with rough, slippery or tacky surfaces accurate and uniform stitch

Positive feed mechanism smooth and quiet running. Uniform and beautiful stitches could be obtained & could increase the sewing efficiency

Practically noiseless running because bevel gears are enclosed in grease-packed case

Clearly arranged thread guides

The stitch length adjusting dial can be turned with ease and with light touch to the lever stitching can be reversed

Symbols :**Specifications :**

Model number	SF-335 H
Max. sewing speed	2500 rpm
Needle bar stroke	34 mm
Max. stitch length	5.5 mm
Lift of pressure foot	8 / 12 mm
Power	400 w / 1 p
Needle system	DP x 17

SINGLE NEEDLE CYLINDER BED LARGE HOOK AUTO OIL BINDING MACHINE**Features :**

SF-335 AO machine is suitable for sewing medium AND heavy materials as well as general leather good of a wide range such as handbags, leather shoes and sports shoes, rugs & saddle pads, belts etc....

Diameter of cylinder bed is 48 mm which enables easy and unhindered movement of bulky or tubular work piece With unison feed owns good feeling characteristics, even on materials with rough, slippery or tacky surfaces accurate and uniform stitch, Easy operation even on materials with rough, slippery or tacky surfaces

Smooth sewing when joining several plies of different thickness

Equipped with auto - lubrication system, which ensure a longer working life

Positive feed mechanism smooth and quiet running. Uniform and beautiful stitches could be obtained & could increase the sewing efficiency, Practically noiseless running because bevel gears are enclosed in grease-packed case clearly arranged thread guides

The stitch length adjusting dial can be turned with easy and with light touch to the lever stitching can be reversed

Symbols :**Specifications :**

Model number	SF-335 AO
Max. sewing speed	2500 rpm
Needle bar stroke	34 mm
Max. stitch length	06 mm
Lift of pressure foot	9.6 / 12 mm
Power	400 w / 1 p
Needle system	DP x 17

SINGLE NEEDLE CYLINDER BED LARGE HOOK UNISON FEED BINDING MACHINE



Features :

SF - 2605 machine is equipped with walking foot, needle feed and feed dog all of which act completely in unison
 Consequently the upper or lower sewing material does not slip and also these machines can sew accurately and easily several sheets of heavy weight materials piled up together
 The stitch length adjusting dial can be turned with easy and with light touch to the lever stitching can be reversed
 Positive feed mechanism, smooth and quiet running. Uniform and beautiful stitches could be obtained & could increase the sewing efficiency
 The diameter of cylinder-bed is 50 mm is ideally suited for stitching tubular and curved articles
 Suitable for bags, small articles, shoes, purses, etc.....

Symbols :



Specifications :

Max. sewing speed	1800 rpm
Needle bar stroke	36 mm
Max. stitch length	06 mm
Diameter of Arm	50 mm
Lift of pressure foot	15 mm
Power	400 w / 1 p
Needle system	DP x 17

SINGLE NEEDLE CYLINDER BED LARGE HOOK UNISON FEED SEWING MACHINE**Features :**

SF-8735 EX machine is equipped with walking foot needle feed & feed dog all of which act completely in unison. Consequently the upper or lower sewing material does not slip and also these machines can sew accurately & easily several sheets of heavy weight materials piled up together.

The stitch length adjusting dial can be turned with ease and light touch to the lever stitching can be reversed. The diameter of cylinder-bed is 75mm, is ideally suited for stitching tubular and curved articles.

Uniform and beautiful stitches could be obtained & could increase the sewing efficiency.

Positive feed mechanism, smooth and quiet running.

Suitable for bags, small articles, shoes, purses, etc....

Symbols :**Specifications :**

Max. sewing speed	2000 rpm
Needle bar stroke	36 mm
Max. stitch length	06 mm
Alternating movement	3 - 7 mm
Lift of pressure foot	13 mm
Power	400 w / 1 p
Needle system	DP x 17


SINGLE NEEDLE CYLINDER BED LARGE HORIZONTAL AXIS HOOK COMPOUND FEED SEWING MACHINE



Features :

SF-8233 machine is Increase the stitch stroke and the lifting of the presser foot also adopt double tension to make a full use of the sewing thick thread and high tension
 Close upper feed system can protect the oil from splashing applying for sewing bags and various kinds of heavy thickness materials
 Adopt innovative feeding device with square shape to make good use of its benefits.
 The oil device with collect oil core deeply reduces the trivial process for oil filling (manual for hook)
 Suitable for stitching all the medium & heavy material such as, the handle of bag, leather belts, bags etc.....
 Laser edge guide (optional)
 Speed control device (optional)

Symbols :



Specifications :

Max. sewing speed	2000 rpm
Needle bar stroke	36 mm
Max. stitch length	06 mm
Alternating Movement	2.5 - 6.5 mm
Lift of pressure foot	10 / 22 mm
Power	400 w / 1 p
Needle system	DP x 17

SINGLE NEEDLE CYLINDER BED LARGE HORIZONTAL AXIS HOOK COMPOUND FEED HEAVY DUTY SEWING MACHINE**Features :**

SF-1341 machine is Increase the stitch stroke and the lifting of the presser foot also adopt double tension to make a full use of the sewing thick thread and high tension
 Close upper feed system can protect the oil from splashing applying for sewing bags and various kinds of heavy thickness materials. The productive capacity is very high
 Adopt innovative feeding device with square shape to make good use of its benefits
 The oil device with collect oil core deeply reduces the trivial process for oil filling (manual for hook)
 Using large hook to increase the efficiency of sewing
 Suitable for stitching all the medium & heavy material such as, the handle of bag, leather belts, bags etc.....
 Laser edge guide (optional)
 Speed control device (optional)

Symbols :**Specifications :**

Max. sewing speed	2000 rpm
Needle bar stroke	38 mm
Max. stitch length	09 mm
Alternating Movement	2.8 - 6.8 mm
Lift of pressure foot	10 / 28 mm
Power	400 w / 1 p
Needle system	DP x 17

SINGLE NEEDLE CYLINDER BED EXTRA LARGE HORIZONTAL AXIS HOOK COMPOUND FEED SEWING MACHINE



Features :



SF-8B machine is Increase the stitch stroke and the lifting of the presser foot also adopt double tension to make a full use of the sewing thick thread and high tension
 Improved exposure of arm-feeding mechanism components which provides a safe environment.
 Close upper feed system can protect the oil from splashing applying for sewing bags and various kinds of heavy thickness materials
 Adopt innovative feeding device with square shape to make good use of its benefits.
 Reverse stitching by stitch adjusting lever.
 Auto - lubrication system.
 Suitable for sewing tubular and curved work such as shoes boots, bags and hand bags. etc.....
 Laser edge guide (optional)
 Speed control device (optional)

Symbols :



Specifications :

Max. sewing speed	2000 rpm
Needle bar stroke	36 mm
Max. stitch length	06 mm
Alternating Movement	3.2 - 6.5 mm
Lift of pressure foot	10 / 22 mm
Power	400 w / 1 p
Needle system	DP x 17

SINGLE NEEDLE CYLINDER BED LARGE HOOK UNISON FEED SEWING MACHINE**Features :**

SF-269 machine is ideal for medium to heavy weight work with fabrics such as leather canvas carpets tarpaulin and synthetics plus more recommending for automobile interior repairs, upholstery, sails, tents, marquis, bouncy castles, dog collars, horse rugs, long boots, hand bags etc.....

This compound feed make stable sewing for medium-weight material

To integrate with bottom, needle and alternating foot top feed

Using large hook to increase the efficiency of sewing

Symbols :**Specifications :**

Model number	SF-269
Max. sewing speed	1800 rpm
Needle bar stroke	34 mm
Max. stitch length	07 mm
Lift of pressure foot	15 mm
Power	400 w / 1 p
Needle system	DP x 17

SF-2971

SINGLE NEEDLE CYLINDER BED LARGE ROTARY HOOK SHOE REPAIRING MACHINE



Features :

SF - 2971 machines is special designed for leather repair(patch) works

Large hook, feet can be adjusted in full 360 degree circle

Two different driven by the motor and manual

Mainly used to repair stitching and tears in shoe and boot uppers as well as other products, such bags, toys etc

Symbols :



Specifications :

Max. sewing speed	500 rpm
Max. stitch length	07 mm
Arm length	310 x 125 mm
Working	360 degree circle
Lift of pressure foot	10.5 mm
Power	250 w / 1 p
Needle system	DP x 17

SINGLE NEEDLE COMPOUND FEED WITH WALKING FOOT CYLINDER BED LOCK STITCH EXTRA HEAVY DUTY SEWING MACHINE**Features :**

SF-205-370 machines are our higher level cylinder bed (Arm length - 12.4") heavy duty machines with the large shuttle hook and large bobbin capacity offers high efficiency in sewing production
Compound feed with the walking foot ensures machines stitch the extra heavy duty materials, even multi-layer leathers, easily and smoothly

The bobbin winder is on top of the machine head and the presser foot lift can be up to 25 mm

The durable components and reasonable inside structure makes machines have the consistent stitch

The powerful triple feeding of machine gives excellent stitch formation

Suitable for sewing heavy duty and extra heavy duty materials with the thick thread, such as sofa, handles of hand bags, saddlery, baseball, gloves, safety bags tents etc...

Pneumatic presser foot lift device (optional)

Laser edge guide (optional)

Speed control device (optional)

Symbols :**Specifications :**

Max. sewing speed	800 rpm
Needle bar stroke	56 mm
Max. stitch length	10 mm
Working area	310 x 250 mm
Lift of pressure foot	15 / 25 mm
Power	550 w / 1 p
Needle system	DY x 3

SINGLE NEEDLE COMPOUND FEED WITH WALKING FOOT CYLINDER BED LOCK STITCH EXTRA HEAVY DUTY LONG ARM SEWING MACHINE**Features :**

SF-205-420 machines are our higher level cylinder bed heavy duty machines with long arm (16.5") large shuttle hook and large bobbin capacity offers high efficiency in sewing production

Compound feed with the walking foot ensures machines stitch the extra heavy duty materials, even multi-layer leathers, easily and smoothly

The bobbin winder is on top of the machine head and the presser foot lift can be up to 25 mm

The durable components and reasonable inside structure makes machines have the consistent stitch

The powerful triple feeding of machine gives excellent stitch formation

Suitable for sewing extra heavy duty materials with the thick thread, such as sofa, handles of hand bags saddlery, baseball, safety bags, tents etc.....

Pneumatic presser foot lift device (optional)

Laser edge guide (optional)

Speed control device (optional)

Symbols :**Specifications :**


Max. sewing speed	800 rpm
Needle bar stroke	56 mm
Max. stitch length	10 mm
Working area	420 x 250 mm
Lift of pressure foot	15 / 25 mm
Power	550 w / 1 p
Needle system	DY x 3

SINGLE NEEDLE SOLE STITCH SEWING MACHINE**Features :**

SF-1205 EX machine can sew insole & sole with nice & beautiful stitch easily
 The machine is specially design for sew slippers & sandals soles
 The powerful top feed mechanism gives excellent stitch
 Back tacking lever is convenient for locking system
 The special large shuttle hook & large bobbin capacity offers high efficiency in sewing production
 Suitable for leather PU slippers & sandals

Symbols :**Specifications :**

Max. sewing speed	800 spm
Stitching Materials	Leather, PU, Pvc
Width of stitch	0 ~ 18 mm
Stitching Thickness	5 ~ 20 mm
Lift of pressure foot	15 ~ 22 mm
Power	550 w / 1 p
Needle system	DY x 3

SINGLE NEEDLE SOLE STITCH SEWING MACHINE WITH BINDER (THICK THREAD)**Features :**

SF-1205 EX-BN machine can sew insole & sole with nice & beautiful stitch easily
 Various kinds of ruffling or fold edge moccasin or open edge moccasin stitches can be performed
 Tape binder for binding heavy material is available
 The large working space ensure the high working efficiency
 The powerful top feed mechanism gives excellent stitch
 Back tacking lever is convenient for locking system
 The special large shuttle hook & large bobbin capacity offers high efficiency in sewing production
 The machine is specially design for sew slippers & sandals soles
 Suitable for sewing leather PU slippers & sandals etc.....

Symbols :**Specifications :**

Max. sewing speed	800 spm
Stitching Materials	Leather, PU, Pvc
Width of stitch	0 ~ 18 mm
Stitching Thickness	5 ~ 20 mm
Lift of pressure foot	15 ~ 22 mm
Power	550 w / 1 p
Needle system	DY x 3

**SINGLE NEEDLE UNISON FEED CYLINDER BED LOCK STITCH SEWING MACHINE
(FOR EXTRA HEAVY WEIGHT MATERIAL)****Features :**

SF-441 Unison Feed Machine can sew accurately and easily several sheets of heavy weight material piled up together
 Allied the semi-rotary large shuttle and bobbin, could reduce the frequency of changing the bobbin thread and increase the sewing efficiency
 The lift of pressure foot is up to 25 mm Suitable for stitching the extra heavy weight material
 The bobbin binder is built - in onto the machine, convenient operation
 The sewing area is up to 420 mm and dia of cylinder is 81 mm suitable for stitching of huge articles
 Suitable for stitching all the extra heavy material such as, the handle of bag, saddles, safety belts, bags etc.....
 Pneumatic presser foot lift device (optional)
 Laser edge guide (optional)
 Speed control device (optional)

Symbols :**Specifications :**

Max. sewing speed	800 rpm
Needle bar stroke	56 mm
Max. stitch length	11 mm
Working area	420 x 180 mm
Lift of pressure foot	13 / 25 mm
Power	550 w / 1 p
Needle system	DY x 3

**SINGLE NEEDLE UNISON FEED LONG ARM CYLINDER BED LOCK STITCH SEWING MACHINE
(FOR EXTRA HEAVY WEIGHT MATERIAL)****Features :**

SF-441 L-25 Unison Feed Machine can sew accurately and easily several sheets of heavy weight material piled up together

Allied the semi-rotary large shuttle and bobbin, could reduce the frequency of changing the bobbin thread and increase the sewing efficiency

The lift of pressure foot is up to 25 mm Suitable for stitching the extra heavy weight material

The bobbin binder is built - in onto the machine, convenient operation

The sewing area is up to 635 mm and dia of cylinder is 81 mm suitable for stitching of huge and long articles

Suitable for sewing heavy duty and extra heavy duty materials with the thick thread such as carrying bags sporting goods parachute transportation equipments sports apparatus etc.....

Pneumatic presser foot lift device (optional)

Laser edge guide (optional)

Speed control device (optional)

Symbols :**Specifications :**

Max. sewing speed	800 rpm
Needle bar stroke	56 mm
Max. stitch length	11 mm
Working area	635 x 180 mm
Lift of pressure foot	13 / 25 mm
Power	550 w / 1 p
Needle system	DY x 3

SINGLE NEEDLE UNISON FEED EXTRA LONG ARM CYLINDER BED LOCK STITCH SEWING MACHINE (FOR EXTRA HEAVY WEIGHT MATERIAL)**Features :**

SF-441L-37 Unison Feed Machine can sew accurately and easily several sheets of heavy weight material piled up together

Allied the semi-rotary large shuttle and bobbin, could reduce the frequency of changing the bobbin thread and increase the sewing efficiency

The lift of pressure foot is up to 25 mm Suitable for stitching the extra heavy weight material

The bobbin binder is built - in onto the machine, convenient operation

The sewing area is upto 960 mm and dia of cylinder is 81 mm suitable for stitching of huge and extra long articles

Suitable for sewing heavy duty and extra heavy duty materials with the thick thread, such as carrying bags sporting goods parachute transportation equipments sports apparatus etc.....

Pneumatic presser foot lift device (optional)

Laser edge guide (optional)

Speed control device (optional)

Symbols :**Specifications :**

Max. sewing speed	800 rpm
Needle bar stroke	56 mm
Max. stitch length	11 mm
Working area	960 x 180 mm
Lift of pressure foot	13 / 25 mm
Power	550 w / 1 p
Needle system	DY x 3

SINGLE NEEDLE EXTRA LONG ARM CYLINDER BED TRANSVERSE SEAM LOCK STITCH SEWING MACHINE (FOR EXTRA HEAVY WEIGHT MATERIAL)**Features :**

SF-411 series machines are super long arm cylinder bed machines

The sewing area is upto 960 mm and dia of cylinder is 81 mm suitable for stitching of huge and extra long articles Allied the semi-rotary large shuttle and bobbin, could reduce the frequency of changing the bobbin thread and increase the sewing efficiency

It adopts the bottom feed with the large shuttle hook, unique transverse seam(feed up the arm)

High foot lift (25 mm by the front wheel) and large working space

The bobbin binder is built - in onto the machine, convenient operation

Suitable for sewing heavy duty and extra heavy duty materials with the thick thread golf bags, fishing gear, truck cover etc...


Pneumatic presser foot lift device (optional)

Laser edge guide (optional)

Speed control device (optional)

Symbols :**Specifications :**

Max. sewing speed	800 rpm
Needle bar stroke	56 mm
Max. stitch length	7.5 mm
Working area	960 x 180 mm
Lift of pressure foot	13 / 25 mm
Power	550 w / 1 p
Needle system	DY x 3

SINGLE NEEDLE DIRECT DRIVE PROGRAMMABLE PATTERN SEWING MACHINE**Features :**

Practical application including attaching labels, emblems or name labels, attaching velcro, decorative stitch to pockets & special bar tacking

Freely programmable software USB cable make the easy pattern transfer between the computer / laptop and machine control box. High quality electronic components

Economical operation with low power consumption

Work clamp lift amount can be adjusted easily from the operation panel


Easy to use programmer (optional product)

Suitable for sewing leather & thick materials, such as slings, webbing, safety belts etc...

The machine support a broader range of materials & various sewing specification

Power full feed system intermittent or continuous

The machine can be used for free pattern stitching, part sewing, reinforcement stitching etc....

Symbols :**Specifications :**

Max. sewing speed	2700 rpm
Sewing area	220 x 100 mm
Stitch length	0.05 - 12.7 mm
Max number of stitches	20,000 / Pattern
Work clamp lift	30 mm
Power	550 w / 1 P
Needle system	DP x 17

SINGLE NEEDLE LOCK STITCH SEWING MACHINE FOR MOCCASINS



747-B

Vamp matching suture of middle of the core material cover surrounding edge



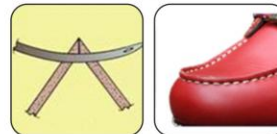
747-C

Vamp matching suture of surrounding edge crinkling



747-D

Two pieces of leather adhesive to whole after chamfering, then stitching again



747-E

A whole piece of leather forming sewing



747-F

Cover the welt of joining together sewing



747-S

General type vamp matching suture of two pieces of material



Features :

After years of research & the machine hardware & software are already mature, stable and convenient to maintain

Through changing the OX horn or machine parts can sewing S/B/C and other six different help surface suture way

All parts were manufactured by HAAS CNC, High precision machine parts

Pressure foot & advance needle agency by pneumatic system to control realization

Adopt servo motor speed can be flexible, Stop needle position by computer control


Symbols :



Specifications :

Model number	SF-747
Max. stitch length	4 - 8 mm
Sewing thickness	4 mm
Capacity	800 - 1000 pairs
Weight	210 kg
Motor	750 w /1p or 3p
Needle system	#200 #230 #260

GOODYEAR BOTTOM SEAM INSOLE STITCHING MACHINE

**Features :**

SF-998 bottom seam insole stitching machine is suitable for heavy duty shoes bottom sole, under normal circumstances, no matter how hard the sole material is, this type of machine can sew well. Hard and sharp needle, the motor controls the speed very well, the faster the speed the more obvious the penetration.

Because we have many different models machine, so many types sewing shoes can be sewn by our machines as long as you send us the shoe photos and mark the stitch you want to sew, we will choose the best suitable model according to your inquiry for you.

Symbols :**Specifications :**

Max. stitch length	3 - 18 mm
Sewing speed	Stepless regulating
Sewing Thickness	6 - 20 mm
Stitch	Double lock
Needle system	#180 - #240
Motor	750 w / 220 v / 1 p
Weight N.W. / G.W.	414 Kg / 496 Kg